

Name _____

Words to Know

Whistle for Willie
High-Frequency Words



Listen to the sentences. Read along. Write a word from the box that completes the sentence.

Words to Know

again began nothing boy together

1. When you do something a second time,

you do it _____.

2. When you started something, you _____ it.

3. When you do something with someone,

you do it _____.

4. A child who is not a girl is a _____.

5. If you are not doing anything, you


are doing _____.

Name _____

Words with oo (*book*)

Whistle for Willie

Phonics: Vowel Digraph
oo (*book*)

 Say the name of each picture. Write oo if you hear the same vowel sound as in the word book.

1.



h _____ k

2.



w _____ d

3.



s h _____

4.



f _____ t

5.



c _____ k

6.



c _____ d

Name _____

Words with *oo* (*book*)

Whistle for Willie

Phonics: Vowel Digraph
oo (*book*)



Underline the letters oo in each word.

Then say the word.

1. book

2. cooks

3. hood

4. wood

5. hooks

6. look

7. wool

Name _____

Syllable Pattern CVC

Whistle for Willie
Phonics: Syllabication (CVC)



Write the word that names each picture.

Word Bank

button

kitten

rabbit

puppet

1.



2.



3.



4.



Read each word again. Clap the syllables. Tell how many syllables.

Name _____

Words with oo (*book*)

Whistle for Willie

Phonics: Vowel Digraph
oo (*book*)



Write the word that best completes each sentence.

- _____
-
1. Use a _____ to catch a fish.
- honk hook



- _____
-
2. A robber is a _____.
- croak crook



- _____
-
3. You need _____ to make a fire.
- wool wood



- _____
-
4. Put your sock on your _____.
- foot fort



Name _____

Words with oo (*book*)

Whistle for Willie

Phonics: Vowel Digraph
oo (*book*)



Write a sentence for each word.

Word Bank

hood book understood wool

1.

2.

3.

4.

Name _____

Syllable Pattern CVC

Whistle for Willie

Phonics: Syllabication (CVC)



Write the syllable that should be added to make a word.

1. trum _____



2. mag _____



3. nap _____



4. hel _____



5. bas _____



Read each word. Tell how many vowel sounds you hear. Tell how many syllables are in the word.

Name _____

Words to Know

Whistle for Willie
High-Frequency Words



Listen to the sentences. Read along.

Write a word from the box to complete each sentence. Read the sentence aloud.

Words to Know

again began father boy house

1. When you do something a second time,

you do it _____.

2. When you started something, you _____ it.

3. A _____ is a place where people live.

4. A child who is not a girl is a _____.

5. A man who has a son is a _____.

Name _____

Words with oo (*book*)

Whistle for Willie
Phonics: Vowel Digraph
oo (*book*)



Read the two words under each picture.

Circle the word that names the picture.

1.



honk hook

2.



croak crook

3.



weed wood

4.




foot fort

5.



cook cork

6.




home hoof

Name _____

Words with oo (*book*)

Whistle for Willie


Phonics: Vowel Digraph
oo (*book*)

 Read each sentence. Circle the word with oo. Then say the word.

1. Ann has a cape with a hood.




2. I left my book at home.



3. We stack the wood in the yard.



4. We get wool from sheep.



5. Nell is a very good friend.



6. The boys play football at the park.



Name _____

Syllable Pattern CVC

Whistle for Willie
Phonics: Syllabication (CVC)



Blend the two syllables together to say the word.

Then write the word on the line. Read the word aloud.

1. bas + ket = _____



2. mag + net = _____



3. rab + bit = _____



4. mit + ten = _____



5. hel + met = _____

