

Welcome to First Grade!



A TEACHER'S PRAYER

Lord, help our words and actions bring positive changes to each child in this room.

Lord, you know how each student today needs a special touch from You. Please make each child's needs clear to us, so that we may become your hands to touch that child for you.

Thank you for bringing us all together so that we may work as partners in each child's spiritual and educational journey.

In Jesus' name we pray.

Amen.

SCHOOL-WIDE LEARNING EXPECTATIONS

A Saint John XXIII Catholic School Community student will be...R.E.A.L.

- **Responsible Christian Leader**
- **Effective Communicator**
- **An Independent Thinker**
- **Life-Long Learner**

We are a R. E. A. L. community.





Our Curriculum



- **Diocesan Curriculum for First Grade**

<http://old.catholicschoolsphx.com/curriculum.php>


- **Arizona State Standards**

<http://www.azed.gov/standards-practices/>



Journeys Reading & Grammar Series

<http://www.hmhco.com/shop/education-curriculum/reading/core-reading-programs/journeys>



Language Arts

- Phonics
 - Digraphs, suffixes, root words, long and short vowels, word families, end rhyme, sight words
- Grammar
 - Nouns (common, proper, and possessive) nouns- singular and plural with matching verbs, adjectives, pronouns, contractions, compound words, subject and predicate, conjunctions, prefixes, suffixes,
- Writing
 - Using the 6+1 traits
 - Graphic organizers-KWL charts

Think Central


- Access weekly reading test scores
 - phonics and comprehension
- Extra practice
- Textbooks
- Decodable readers

[https://www-k6.thinkcentral.com/ePC/
start.do](https://www-k6.thinkcentral.com/ePC/start.do)

Math

○ Big Ideas Math: Modeling Real Life

- Big Ideas Math allows students to grow as independent learners and experience the joy of mathematics. The instructional design guides students through concepts from surface-level to deep-level learning and allows them to transfer these skills for success in higher-level math courses.
- Big Ideas Math: Modeling Real Life offers a program that:
- INSPIRES
- Elevate student learning with a balanced approach
- ENGAGES
- Captivate student learning with innovative technology
- EMPOWERS
- Make learning visible through student accountability
- GROWS
- Positively impact student performance in mathematics




Touch Math

Touch Math is a multisensory program that uses its signature TouchPoints to engage students of all abilities and learning styles.






In first grade
sometimes we
check our practice
pages together!



Theology of the Body



What is the Theology of the Body?

The "Theology of the Body" is St. John Paul II's integrated vision of the human person. The human body has a specific meaning, making visible an invisible reality, and is capable of revealing answers regarding fundamental questions about us and our lives.

Pillars of the First Grade Curriculum

- ❖ Creation is a gift
- ❖ Order, Design, and Meaning
- ❖ Generosity and Fruitfulness
- ❖ Beauty
- ❖ Original Solitude
- ❖ Human Work
- ❖ Vocation
- ❖ Virtue and Freedom

Religion

Creation

Jesus and the
Church

- Knowledge of the Faith
- Liturgical Education
- Moral Education
- Prayer
 - Our Father, Glory Be, Hail Mary
- Life, Community and History of the Church
- Missionary Spirit

Science/Social Studies Units

STEM

Ancient Egypt

Patterns in Space

Geography

Animal Groups

Families

Light and Sound

Early Civilizations

Zaner-Bloser Handwriting

- We will use Zaner-Bloser this year.
- - The Zaner-Bloser style teaches a vertical manuscript alphabet that is made up of only four simple strokes and is similar to the letter forms most widely used in everyday print.

Handwriting Rubric

Your child will be graded on the following 5 qualities. Each page that is graded on handwriting will have a stamp indicating how they did. It will total 25 points possible.

Scale- 5 4 3 2 1 5- highest score possible 1- is the lowest score possible

Alignment- Each letter should sit on the line, not above or below it.

Neatness- The letters are uniform and consistent. Erasing is done completely. Letters should be clearly identifiable.

Spacing- Letters should not run into each other, or be too far apart. Each word should be separated from the next word. Remember, a little more space is needed between sentences than between words.

Size- Capital letters are all one full space tall. The lowercase letters (b,d,f,h,k,l,t) are also one space tall. All other lowercase letters are half a space tall (to the middle line). Also, any letter that goes below the line should extend for half a space.

Formation- Letters should be consistent and easy to read. Minor differences from the model are okay, but all your letters must be formed with the proper strokes to avoid developing bad habits.

Alignment 5 4 3 2 1


Neatness 5 4 3 2 1

Spacing 5 4 3 2 1

Size 5 4 3 2 1

Formation 5 4 3 2 1

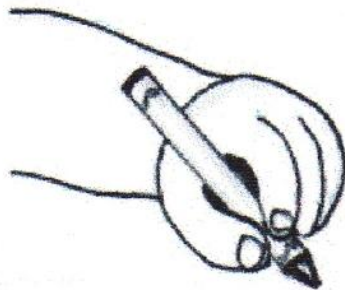
Developing a good GRIP for Life!



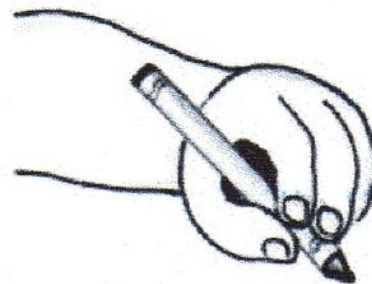
Right Tripod



Right Guarded



Left Tripod



Left Guarded

Homework

- ❖ Homework Folders- HOMEWORK MENUS will start in September.
- ❖ Go home first day of the month and return back on the last day of the month
 - Extension of skills learned in class
- ❖ You will be able to check our websites for HOMEWORK DETAILS and WEEKLY NEWS! Also be sure to check our website for HOMEROOM information.
- ❖ DIOCESAN GUIDELINES= 1st grade homework is 20-30 minutes a day.
 - Please read and practice math facts with your child daily.
- ❖ WEEKLY SPELLING TESTS & FRIDAY READING WORD CHECKS



Name _____ # _____



September Homework Menu

Reading	Math	Writing	Science/Social Studies
1. Read or listen to a story about school and discuss the main idea.	2. Log into IXL and explore the first grade skills	3. Think of and write down 5 words that describe how you feel about school.	4. Think about why rules are important. Write down your favorite rule of the classroom.
5. Read your high frequency words from the week and put them into sentences.	6. Count by 2's, 5's and 10's to 50.	7. Make a special note and picture for a new friend in class.	8. Complete the word search. Back to School Word Search
9. Listen to the story The Night before First Grade and discuss what you are most excited about for this year. Video of Book	10. Complete this number order page. # order practice	11. Trace and write the sentence on the line. Color the picture! School Writing	12. We are still in the season of summer! Write 4 ways you know it is the season of summer in a complete sentence.
13. Read your favorite book and make a list of all the words that have a short /a/ or short /e/ sound.	14. How many different number bonds can you make with the whole number 7? Get creative and use leaves, legos, marbles, etc. to help. Explanation: Number Bonds	15. Write your 3 favorite things about school in a complete sentence. Then, call a family member and read your sentences to them.	16. We've been learning about different types of storms. Make this tornado in a bottle and talk about what kind of storms we experience in Arizona. Tornado in a Bottle
17. Read or listen to a story and talk about how the characters felt at different parts of the story. How did their actions match their feelings?	18. Practice comparing numbers. Part 1 Part 2	19. Curious George made quite a mess at school in the story "Curious George at School". If you could bring in an animal to school with you what would it be and why?	20. We were learning about communities and read "Town Mouse & Country Mouse". Talk about how communities in the country might be different from communities in the city. Town Mouse & Country Mouse

Choose at least 15 squares to complete this month. *Please write the assignment number on top of each written assignment.* Draw an X through the square after you have completed it, and return on the last day of the month (the last day of the month that lies on a school day). Please return this and any other work you completed in your homework folder.

Parent Signature _____ Student Signature _____

Homework Cont.

- Choose **at least** 15 squares to complete this month.
- Draw an X through the square after you have completed it, and return on the last day of the month (the last day of the month that lies on a school day).



Name _____



September Homework Menu

Reading	Math	Writing	Science/Social Studies
1. Read or listen to a story about school and discuss the main idea.	2. Log into IXL and explore the first grade skills.	3. Think of and write down 5 words that describe how you feel about school.	4. Think about why rules are important. Write down your favorite rule of the classroom.
5. Read your high frequency words from the week and put them into sentences.	6. Count by 2's, 5's and 10's to 50.	7. Make a special note and picture for a new friend in class.	8. Complete the word search. Back to School Word Search
9. Listen to the story The Night Before First Grade and discuss what you are most excited about for this year. Video of Book	10. Complete this number order page. # order practice	11. Trace and write the sentence on the line. Color the picture! School Writing	12. We are still in the season of summer! Write 4 ways you know it is the season of summer in a complete sentence.
13. Read your favorite book and make a list of all the words that have a short /a/ or short /e/ sound.	14. How many different number bonds can you make with the whole number 10? Get creative and use leaves, legos, marbles, etc. to help. Explanation: Number Bonds	15. Write your 3 favorite things about school in a complete sentence. Then, call a family member and read your sentences to them.	16. We've been learning about different types of storms. Make this tornado in a bottle and talk about what kind of storms we experience in Arizona. Tornado in a Bottle
17. Read or listen to a story and talk about how the characters felt at different parts of the story. How did their actions match their feelings?	18. Practice comparing numbers. Part 1 Part 2	19. Curious George made quite a mess at school in the story "Curious George at School". If you could bring in an animal to school with you what would it be and why?	20. We were learning about communities and read "Town Mouse & Country Mouse". Talk about how communities in the country might be different from communities in the city. Town Mouse & Country Mouse

Choose at least 15 squares to complete this month. Please write the assignment number on top of each written assignment. Draw an X through the square after you have completed it, and return on the last day of the month (the last day of the month that lies on a school day). Please return this and any other work you completed in your homework folder.

Parent Signature _____

Student Signature _____

Homework Cont.

- Return this (menu) and any other work you completed **in your homework folder.**
 - please staple written assignments behind the menu
- Please have your child write the assignment number on top of each written assignment

Homework Example

③

John Smith 24

1. excited

2. nervous

3. motivated

4.

5.

Homework Menu Links

- If an assignment has a link you can find the active links here:
 - Website-Homework Tab:
<https://missdanaher1c.weebly.com/homework.html>



Yellow Take Home Folders:

Behavior Calendar

- **Green:** Great day! Right on task with good choices and met expectations.
- **Yellow:** Slow down and think about your choices. Verbal reminders were given in an effort to change behavior.
- **Red light:** Stop the choices that you are making. They are not in alignment with the classroom and school expectations.






- Behavior folders go home every day to indicate daily behavior. Please initial in the box below the date and send back to school. If you have a note for me, paperclip it in this folder.
- Key will reference why a light was changed.
- Daily points will be deducted if folder is not signed or if the folder is not brought at all. 1 point is possible each day.

August Behavior Calendar

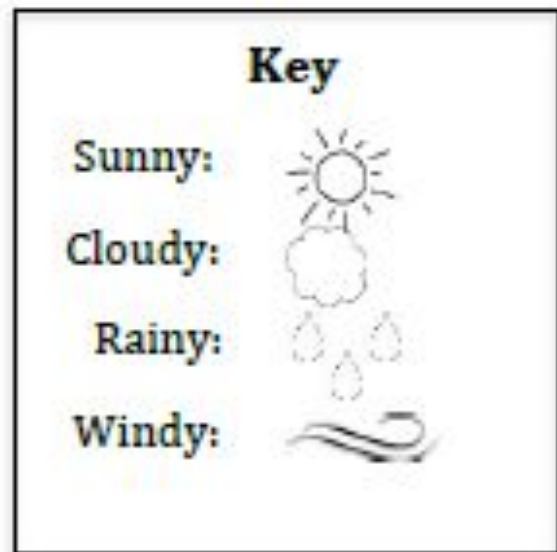
NAME: _____

#: _____

GREEN	YELLOW	RED	Key for Light Change	
Great day! Right on task with good choices and met expectations.	Slow down and think about your choices. Verbal reminders were given in an effort to change behavior.	Stop the choices that you are making. They are not in alignment with the classroom and school expectations.	TO= talking out NFD= not following directions OT= off task	DH=dishonest HS= not keeping hands to self UB= unkind behavior

Sunday	Monday	Tuesday	Wednesday	Thursday	Friday	Saturday
				1	2	3  = Optional PRIDE Shirt
Parent Initials:						
4	5	6 Orientation	7 First Day of School 8:30 Mass	8	9 Bingo Night 5pm 	10
Parent Initials:			MS	MS	MS	
11	12 NFD	13	14 HS	15 Holy Day of Obligation- Mass at 10am (Assumption of Mary)	16 	17
Parent Initials:	MS	MS	MS	MS	MS	
18	19	20 Picture Day	21 8:30 Mass Curriculum Night 6-7 pm	22	23 	24
Parent Initials:						
25	26	27	28 8:30 Mass	29	30 	31

Yellow Take Home Folders: Weather Watch



- Weather Watch is part of our science grade!
 - We do daily weather watch which is found on the inside of your child's yellow folder.
-

First Grade Report Card

- All graded assignments will come home with the number your child got correct over the total number that is possible.
 - Example:
 $\frac{8}{10}$ (right)
10 (total points possible)
- We will check most reading & math workbook pages together.
- The students will be graded on subject content and behavior.



Grading System

- M Mastering: 90% & above
- D Developing: 80-89%
- E Emerging: 80% and below

How to Stay Connected

★ Classroom Website:

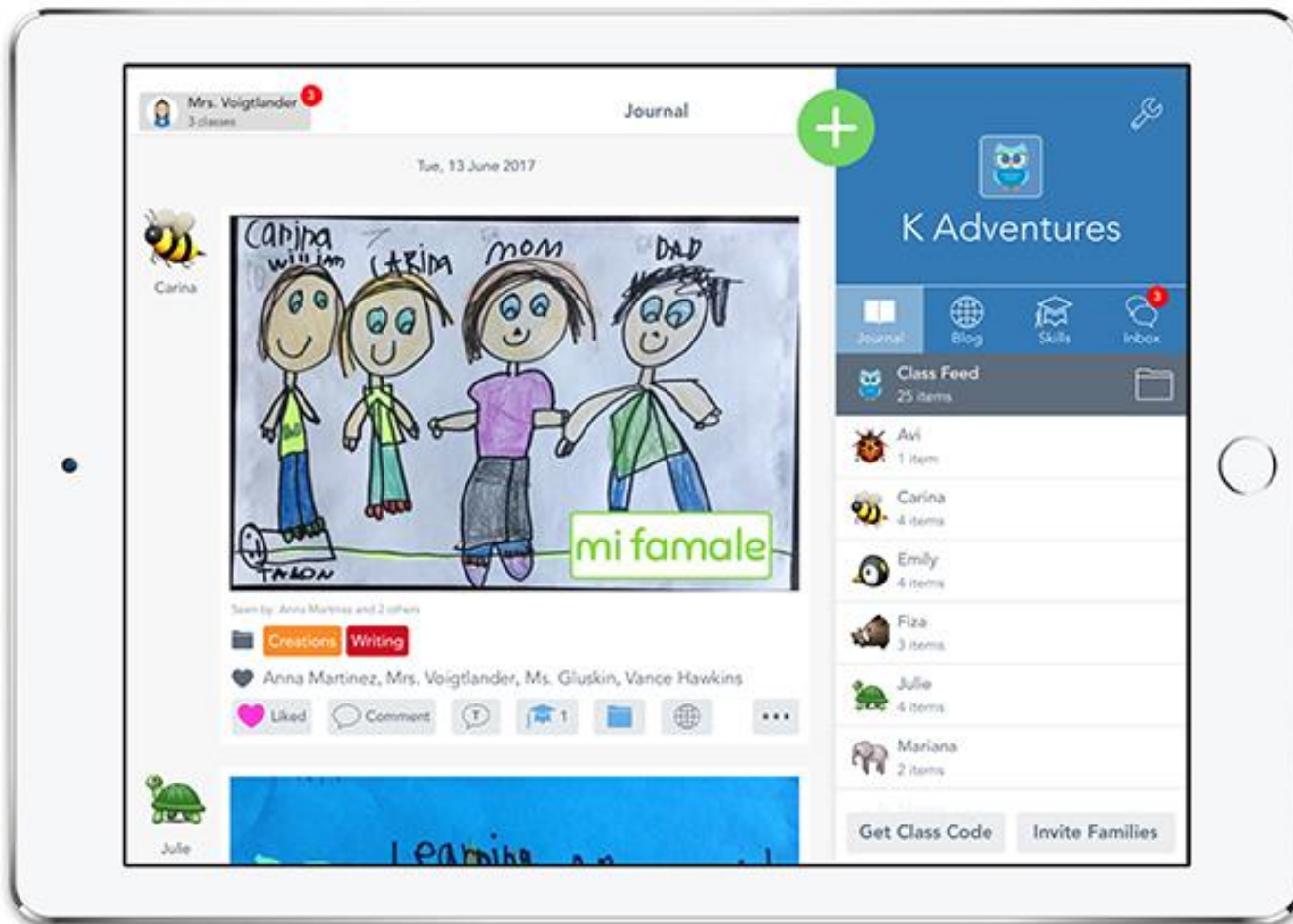
- Please visit our classroom website **weekly** for news and homework notes!

<http://saintjohnxxiii.org/classroom-pages/>

★ Seesaw:

- Complete Assignments
- Upload work
- Student portfolios
- Class updates & news
- Pictures & videos

Seesaw: Student Portfolios



Some Apps We'll Be Using This Year:

Academic Resources to Access at Home

<https://web.seesaw.me/>

<https://www.getepic.com/>

<https://www.raz-kids.com/>

<https://www.ixl.com/>

We're Using Epic! in Class

This year we're using Epic! to support student learning by giving students access to thousands of high-quality fiction and nonfiction books.



At a Glance: What is Epic!?

Instantly access **25,000**
high-quality **fiction & nonfiction**
books for kids
12 and under

Includes **personalized**
recommendations for each child
based on individual reading
preferences and abilities



Benefits of Epic!

- ✓ An incredible selection of high-quality books available right in our classroom
- ✓ Access to reading lists that I create for the classroom
- ✓ Thousands of nonfiction books
- ✓ Popular fiction and Award-winning titles
- ✓ Students **love reading** on Epic!

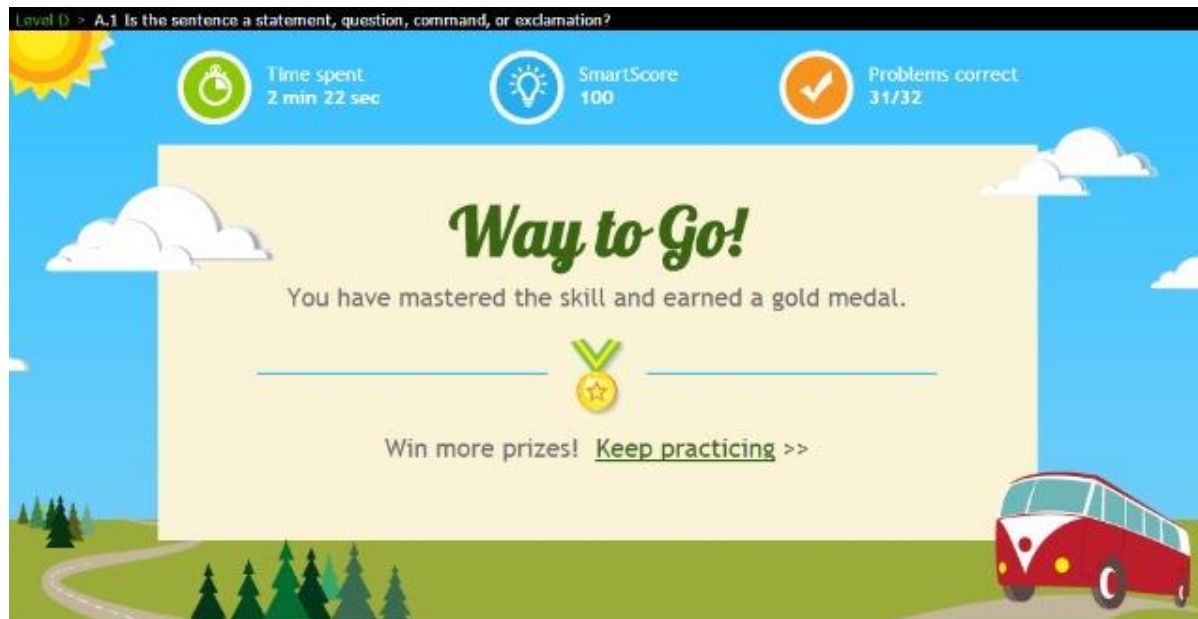
Raz-Kids

- An award-winning teaching product that provides comprehensive leveled reading resources for students
- Checks for comprehension
- Interactive learning portal designed to keep them motivated and engaged
- Allows students to listen to, read at their own pace, and record themselves reading





- Online resource we use for math and ELA practice
- Designed to help your child learn at his or her own pace
- Adaptive and will adjust based on your child's demonstrated understanding of the material
- Your child's results will be saved, so you can monitor his or her progress anytime through Analytics
- For on-the-go practice, you can download in the app store.



Birthdays

- We would love to celebrate your child as close to their birthday as we can.
- Summer birthdays will be celebrated on their ½ birthday.
- We will celebrate birthdays by making each child a birthday book.



STAR STUDENT



- Each week a student will be chosen to be Star Student
- A poster will go home with your child on Friday. Please send it back on Monday!
- 5 items are brought in to share (1 for each day of the week) and their favorite picture book for Friday

Reminders

- Morning Drop Off- please say goodbye to your child at the door. This helps in building independence in first grade. Quicker goodbyes make for dryer eyes 😊
- Snacks- your child will need a healthy snack everyday
- Absent work- absent work that is not able to be completed in school will be sent home to finish. Your child has as many days to complete it as they were absent. If you know you'll be traveling please let me know in advance.

Our 1C Grade Lovely Assistants

Mrs. Debbi Murphy



Mrs. Tammy Belt



Thank you for your time!

I'm excited for a great year :)